

The **Art** of
Restorative
Treatment



Smart Solutions
from GC
for all your
Clinical Challenges



How to choose the optimal restorative material?

Today more than ever, many types of restorative materials are available on the market and it becomes more and more challenging to determine which one is the most appropriate to use in each clinical situation.

What are the **most important characteristics** of a restorative material?



What are the **key patient & case-related factors** to take into consideration?



How to reach the top of clinical success?



Discover GC's innovative solutions for all your restorative challenges

Since its foundation, GC has always had a strong focus on the development of **innovative restorative materials** to fit each clinical situation.

Almost a hundred years down the line, GC is proud to display a full portfolio of restorative products and to be able to guide you through...

GC Smart Solutions
for all your clinical
challenges.



Which restorative material...

High caries risk?



Less cooperative patients?



Temporisation solution needed?



No perfect isolation possible?



Moderate aesthetic demand or affordable solution needed?



Choose a **Glass Ionomer**



Choose a **Glass**

...for which **clinical situation**?

Long-term solution needed?



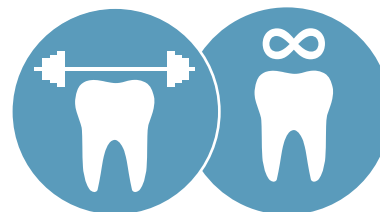
Good isolation possible?



High aesthetic demand?



High strength required?



Hybrid

Choose a **Composite**





Restorations are our **Legacy**

GC's Glass Ionomers

- Fuji II LC
- Fuji TRIAGE
- Fuji IX family
- Fuji VIII GP
- Conditioners

The unique advantages of glass ionomers



Glass ionomers are **moisture-tolerant**

The use of a rubber dam is optional when restoring a tooth using a glass ionomer, as these materials **can tolerate moisture**. This is a big advantage for **subgingival cases** or those requiring a **short procedure time**.



Glass ionomers **chemically bond** to tooth

Glass ionomers **chemically bond** to natural teeth, without the use of any adhesive or primer. From **young aprismatic enamel** up to **old sclerotic dentin**, a **durable marginal seal** and an **optimal longevity** are ensured.



Glass ionomers are **tooth-friendly**

Glass ionomers can be used in the **partial caries excavation** technique, helping to create minimally invasive preparations. As no etching is used, there is **no risk of post-operative sensitivity** – which also makes glass ionomers a **safe treatment solution**.

GC Fuji® II LC

Light-cured resin-modified glass ionomer restorative



Simple technique – Beautiful long-lasting results

Key advantages

- **Controlled setting with the light** for a straightforward & simple procedure
- Excellent **aesthetics & translucency**
- Outstanding **proven clinical performance**
- Ideal for **cervical erosion** / abfractions, **root surface** restorations & **pedodontics**
- Also optimal in the **closed & open sandwich technique**
- High chemical adhesion for a **perfect marginal integrity**

„Fuji II LC is a very good material when isolation of the cavity is challenging, like for pediatric or geriatric cases. Fuji II LC also bonds optimally to dentin – even if sclerotic – making it a good choice for class V restorations, especially those caused by abrasion.“

Dr Martin Hoftvedt, Norway

Delivery

- Capsule
- Powder/Liquid

Shade Range

- A1, A2, A3, A3.5, A4, B2, B3, B4, C2, C4, D2



Restoration of cervical erosions using Fuji II LC



Restoration of Class III pedodontic cavities using Fuji II LC



Courtesy of Dr Geoff Knight, Australia

Courtesy of Dr Jamie Lucas, Australia

GC Fuji® TRIAGE

Low-viscosity glass ionomer protection
& temporary restorative



The most polyvalent material for difficult situations Guiding the way to caries stabilisation and surface protection

Key advantages

- Moisture tolerance for **easy placement**, even for **partially erupted molars**
- Low viscosity and excellent flow for **perfect sealing of deep pits & fissures**
- **Go-to product for tricky situations:** kids, elderly, high caries risk, teeth with MIH...
- Available in a unique **pink colour** with **accelerated setting** and enabling an **easy monitoring**
- **Easy removal of temporary restorations or endo-access restorations** thanks to the pink colour
- Also optimal for the treatment of **hypersensitivity**

Delivery

- Capsule
- Powder/Liquid

Shade range

- Pink, White

„Being amongst the first users of Fuji TRIAGE in France and after so many years using it, I am still loyal to this glass ionomer. It has no equivalent and is so handy for everyday preventive dentistry.“

Dr Michel Blique, France



Protection of a partially erupted molar with Fuji TRIAGE Pink



Root surface protection with Fuji TRIAGE White & a protective coating layer



Courtesy of Dr Michel Blique, France

Courtesy of Dr Graeme Millich, New-Zealand

GC Fuji® IX GP, GP FAST & GP EXTRA

High viscosity posterior glass ionomer restoratives

The proven „gold standard“
Hassle-free glass ionomers for posterior cavities



Key advantages

- **Condensable** materials, **easy to apply and to contour**
- Resin-free
- Ideal to use in the **closed sandwich technique** & for **temporary restorations**
- Fuji IX GP FAST displays a **much shorter procedure time**: only 3 minutes from mixing to finishing
- Fuji IX GP EXTRA contains a **higher amount of available fluoride** and offers **higher translucency**

„Fuji IX GP EXTRA is the ultimate all-round glass-ionomer restorative material, featuring a simple procedure, the best chemical coronal seal and a high strength. Fuji IX GP EXTRA is matchless, clinically proven and remains the most versatile glass ionomer system.“

Dr Akit Patel, United Kingdom

Delivery

- Fuji IX GP FAST: Capsule
- Fuji IX GP & Fuji IX GP EXTRA: Capsule & Powder/Liquid

Shade Range

- Fuji IX GP: A2, A3, A3.5, B2, B3, C4
- Fuji IX GP FAST: A1, A2, A3, A3.5, B2, B3, C4
- Fuji IX GP EXTRA: A1, A2, A3, A3.5, B1, B2, B3, C4



Failing amalgam restorations



Amalgam removal & preparation



Fillings with Fuji IX GP EXTRA



Final temporary restorations

GC Fuji® VIII GP

Self-cure resin-modified glass ionomer anterior restorative



Key advantages

- **High aesthetics & translucency**, ideal for anterior cases
- Excellent mechanical properties and **marginal integrity over time**
- **Bulk-fill** application

Delivery

- Capsule
- Powder/Liquid

Shade range

- A2, A3, A3.5, B2, B3, C4



Restoration of deep Class III cavities with Fuji VIII GP

Courtesy of Dr Valeriy Tishenko, Russia

GC Conditioners

Key advantages

- Clean the surface effectively for **improved adhesion**
- Improve **wettability & adaptation** of the restorative material
- Prepare dentin & enamel for chemical adhesion **without opening the dentinal tubules**
- Enhance the **marginal seal**
- Blue tint for a **controlled application**

GC Dentin Conditioner

Polyacrylic acid cavity conditioner




- 10% polyacrylic acid
- Application time of **20 seconds**

GC Cavity Conditioner

Cavity cleaning agent



- 20% polyacrylic acid
- 3% aluminum chloride hexahydrate
- Application time of **10 seconds**



The new Generation
of **long-term**
Restoratives

**GC's
Long-Term
Biomimetic
Systems**

- EQUIA
- EQUIA Forte HT

GC EQUIA®

Bulk-fill long-term restorative system



The proven posterior restorative system Long-term aesthetics simplified

Key advantages

- **Long-term indications** thanks to the combination of a **fast-setting & translucent high-viscosity** material (EQUIA Fil) and a **highly filled resin coating** (EQUIA Coat)
- **Quick** and **technique-tolerant permanent** material
- High **fracture toughness, flexural strength** and **flexural fatigue resistance**
- Increased strength of the material over time due to the **unique maturation effect**, attributed to saliva
- Total procedure time of **only 3'30"**
- The **most aesthetic in its class** thanks to a **high translucency**
- **10 years of clinical proof** showing excellent success rates in posterior restorations

Delivery

- EQUIA Fil: Capsule
- EQUIA Coat: Bottle

Shade range

- A1, A2, A3, A3.5, B1, B2, B3, C4, SW

„The EQUIA restorative system is indicated for temporary and permanent restorations (small occlusal & proximal cavities) and has remarkable properties: chemical adhesion to tooth tissues, marginal seal, improved mechanical properties, technique-tolerance, fast procedure and biocompatibility.“

Dr Jean-Pierre Attal, France



Aesthetic amalgam replacements with EQUIA

Courtesy of Dr Magdalena Kukurba-Setkowicz, Poland



Restoration of Class V cavities with EQUIA

Courtesy of Dr Michel Blique, France



The added advantages of glass hybrid technology



Glass Hybrids
take you to the next level

Glass hybrid systems offer the **strength of the latest innovative glasses** combined to the **wear resistance of a filled coating**. The unique synergy between the coating and the restorative material **improves the durability and wear resistance** of the restorations.



Glass Hybrids
are true bulk fill materials

Glass hybrid materials are **chemically cured** in a short time and do not require to be placed in layers. There is **no limit in the depth of cure** and **no shrinkage** linked to the setting of the materials, making them a **very safe solution for bulk application**.



Glass Hybrids
widen your options

Thanks to their resistance, glass hybrids are the only glass-based materials which offer **extended indications**. They are ideal materials for class V and **load bearing class I & II cavities**.*



Glass Hybrids
are long-term restoratives

Clinical studies have shown that glass hybrids are an excellent option for **long-term posterior restorations** and for the **replacement of old amalgams**.

*Please refer to Instructions For Use

GC EQUIA Forte™ HT

Bulk-fill glass hybrid restorative system



Strength allied with beauty

Key advantages

- Excellent balance of **strength and handling** thanks to the intelligent control of particle distribution and interaction of **Glass Hybrid technology**
- **Non-sticky** consistency, perfect to be used in bulk **without any bonding agent**
- **High translucency** for better aesthetic results, thanks to the material's optimised refractive index
- Perfect material for **long-term Class I & II restorations**
- Safe treatment solution for **deep cavities with limited post-operative sensitivity**
- Excellent **alternative to amalgam**
- Ideal to **restore teeth affected by MIH** thanks to a great chemical adhesion even to untreated dentin

"Aesthetic, biomimetic, strong and practical... With these properties, EQUIA Forte HT provides more effective treatment options for patients with deep carious lesions in my clinical practice - without any sensitivity."

Dr Zeynep Bilge Kütük, Turkey

Delivery

- EQUIA Forte HT Fil: Capsule
- EQUIA Forte Coat: Bottle or Unit Dose

Shade Range

- 8 shades: A1, A2, A3, A3.5, B1, B2, B3 C4



Initial situation showing interproximal caries



Preparation and placement of sectional matrices






































Filling with EQUIA Forte HT Fil and adding the final layer of EQUIA Forte Coat



Post-operative situation after light-curing of the coat

Courtesy of Dr Zeynep Bilge Kütük, Turkey

The best choice for each indication

 Long-term restorative systems  High-viscosity glass ionomer  Low-viscosity glass ionomer  Resin-modified glass ionomer  Light-cured material			POSTERIOR							ANTERIOR		OTHER INDICATIONS				
			Class I		Class II			Class V	Base (sandwich technique)	Class III	Class V	Core build-up	Primary teeth	Fissure protection	Root surface protection	Temporary restorations
			Small, non-load bearing	Big, load bearing	Small, non-load bearing	Small, load bearing	Big, load bearing*									
																
EQUIA Forte HT (Glass Hybrid)			+++	+++	+++	+++	+++	+		++	+++	++		+	+	
EQUIA			+++	+++	+++	+++		++	+		+++	++	++		+	+
Fuji II LC			+					++	+++	+++	+++	++	+++			
Fuji TRIAGE														+++	+++	+++
Fuji IX GP			+		+			+	+++		+	++	+		+	+++
Fuji IX GP FAST			+		+			+	+++		+	++	++		+	+++
Fuji IX GP EXTRA			+		+			+	+++		+	++	++		++	+++
Fuji VIII GP										+++	+++				++	

* The preparation should be 1-1.5mm away from the cusp peaks. Please refer to instructions for use.

** Command set for the Pink shade

EQUIA Forte HT

The ideal long-term posterior solution



- ✓ Class I
- ✓ Class II
- ✓ Posterior Class V
- ✓ Core build-up
- ✓ Gerodontology
- ✓ Restoration of MIH teeth

Fuji II LC

The easy light-cured option



- ✓ Pedodontics
- ✓ Sandwich technique
- ✓ Class III
- ✓ Anterior Class V

Fuji TRIAGE

The best fluid protection



- ✓ Desensitisation of MIH teeth
- ✓ Deep cavities
- ✓ Fissure sealing
- ✓ Partially erupted teeth
- ✓ Sealing of endo access cavities
- ✓ Root surface protection
- ✓ Temporary restorations

	EQUIA Forte HT	EQUIA	Fuji II LC		Fuji TRIAGE		Fuji IX GP		Fuji IX GP FAST	Fuji IX GP EXTRA		Fuji VIII GP	
Working time (mn) at 23°C	1'30	1'15	3'15	3'45	1'40	2'00	1'15	1'15	2'00	1'30	1'30		
Net setting time (mn) at 37°C	2'30	2'00	Light-cured		2'30	2'20	2'00	2'00	2'20	2'10	2'10		
Finishing time from start of mixing (mn) at 37°C	2'30	2'30			6'00*	6'00	3'00	2'30	6'00	6'00			
Shelf-life (years)	Caps – 2 Coat – 3	Caps – 2 Coat – 3	2	3	2	3	2	3	2	2	3	2	Powder – 3 Liquid – 2

* 4'00 for the Pink shade when using Command Set

When **Aesthetics**
meet **Longevity**

GC's Composites

- Essentia family
- G-ænial family
- GRADIA DIRECT family
- everX Flow
- GRADIA CORE

The unique strengths of composites



Composites are **highly aesthetic**

Composite is the best choice when looking for a **highly aesthetic material** for anterior restorations or demanding patients. Their **translucency** and **light-scattering ability** makes them **blend naturally with the surrounding tooth structure** for a perfect final outcome.



Composites are **very strong**

Modern composites feature **high strength** and are able to **withstand masticatory forces**. They are also developed to **resist wear** and to **keep a smooth surface** over time. Another advantage of composites is that they induce **less wear to the antagonists** than ceramic materials.



Composites are **particularly durable**

Thanks to their excellent physical properties, composite materials are **very durable** and can keep performing well **both functionally & aesthetically** on the **long term**. A **good hygienic compliance** is however needed to avoid the accumulation of plaque which can lead to secondary caries.

GC Essentia®

Universal light-cured radiopaque composite

Open the door to simplification Discover aesthetic innovation

Key advantages

- **Intuitive shade selection** thanks to a simplified range of 7 shades
- High aesthetic results made simple with a **duo-layering concept** that aims to **mimic the natural ageing of teeth**
- **High gloss retention** thanks to the ultra-fine particles used in the enamel shades
- **Handling of each shade optimised** to its use (softer dentins, packable Universal...)
- Low inventory: **only 7 syringes** for all your cases
- **Characterisation possible** with Essentia Modifiers for high-end aesthetics

Shade Range

- **3 Dentins:** Light (LD), Medium (MD), Dark (DD) for a perfect blending
- **2 Enamels:** Light (LE), Dark (DE) for optimal translucency & opalescence
- **1 Universal (U)** for posterior mono-shade restorations
- **1 Masking Liner (ML)** to conceal discolorations
- **4 Modifiers** (Opalescent OM, Black BM, White WM, Red-Brown RBM) for special effects



„Emulating nature with composite is a difficult challenge, however with Essentia it becomes a simple task: just focus on properly shaping dentin and enamel and the material will do the rest for you. A truly smart system.“

Dr Javier Tapia Guadix, Spain



Initial case



Palatal shell with Light Enamel



Dentin layer with Medium Dentin



Final result

GC Essentia® HiFlo

Universal light-cured composite
with high flowability



GC Essentia® LoFlo

Universal light-cured composite
with low flowability



Go one step further with Essentia Universal
1 shade, 3 strong options for all posterior indications

Key advantages

- **One Universal (U) shade** available in **three viscosities** (HiFlo, LoFlo, paste)
- Amazing natural **blending effect**
- All viscosities **recommended from Class I to Class V**, including occlusal cavities
- **Excellent physical properties** for all viscosities, even the most flowable
- Choose your **preferred handling**: HiFlo for a high wettability and flowability, and LoFlo for an excellent thixotropy
- **Low inventory** as one shade can be used for all posterior cases

Shade range

- **1 Universal shade (U)**

„Minimally invasive procedures involve the design of very small cavities and in such clinical situations, flowable composites can be very useful. While Essentia HiFlo is able to penetrate the tiniest pits and fissures, Essentia LoFlo is ideal for bigger occlusal restorations thanks to its thixotropic viscosity.“

Dr David Gerdolle, Switzerland



Small Class I cavities



Restored with Essentia HiFlo



Non-carious lesions



Restored with Essentia LoFlo

// G-ænial® Anterior // G-ænial® Posterior

Light-cured radiopaque composite restoratives



The art of creating invisible & long-lasting aesthetics
 Enjoy great handling & amazing blending

Key advantages

- **Effortless handling** with a smooth & non-sticky viscosity
- High aesthetic level thanks to **optimal light-scattering & blending**
- **Versatile in use:** from single shade simplicity to multi-shade complexity
- Enamel selection **based on the age** of the patient
- Posterior version more packable & radiopaque for **easy placement & follow-up**

Shade Range

G-ænial Anterior:

- Standard shades: XBW (Extra Bleach White), BW (Bleach White), A1, A2, A3, A3.5, A4, B1, B2, B3, C3, CV (Cervical), CVD (Cervical Dark)
- Inside (opaque) shades: AO2, AO3, AO4
- Outside (enamel) shades: JE (Junior), AE (Adult), SE (Senior), TE (Translucent), IE (Incisal), CVE (Cervical)

G-ænial Posterior:

- Standard shades: P-A1, P-A2, P-A3, P-A3.5
- Outside (enamel) shades: P-JE (Posterior Junior), P-IE (Posterior Incisal)

„G-ænial Anterior is a wonderful material, ideally colour-tuned and easy to handle. It enables me to make perfect anterior restorations.“
 Dr Ulf Krueger Janson, Germany



Multi-shade layering with G-ænial Anterior



Invisible restoration with G-ænial Posterior



Courtesy of Prof Marleen Peumans, Belgium

Courtesy of Dr Javier Tapia Guadix, Spain

G-ænial® Universal Injectable

Universal high-strength restorative composite



Transform the way you work
Start injecting!

Key advantages

- **Indicated for all cavity classes** (without any covering layer) thanks to an exceptional strength & wear resistance
- No slumping: the material **perfectly keeps its shape** thanks to an optimal thixotropy
- **Easy extrusion** from the syringe & **not sticking to the tip** – for maximum comfort
- **Long-lasting aesthetics** thanks to excellent **gloss retention** and color stability
- Bendable dispensing tips for **easy access to any cavity**
- High radiopacity for a **perfect follow-up**

„G-ænial Universal Injectable is the material of choice for all restorative indications. On top of being very easy to control, it has an exceptional strength and a perfect blending with the natural tooth tissues.“

Dr Ahmed Al-Jaff, Iraq

Shade range

16 shades in 3 translucency levels:

- Standard shades: XBW (Extra Bleach White), BW (Bleach White), A1, A2, A3, A3.5, A4, B1, B2, CV (Cervical), CVD (Cervical Dark)
- Inside (opaque) shades: AO1, AO2, AO3
- Outside (enamel) shades: JE (Junior), AE (Adult)



Initial deep Class II cavity



Bendable tips are very useful to reach undercuts



Cavity transformed into a Class I



Final situation after finishing and polishing

Courtesy of Dr Javier Tapia Guadix, Spain

G-ænial® Universal Flo

Universal light-cured injectable composite



From the smallest Class V to the most extensive Class II restoration: controlled flow, maximum strength!

Key advantages

- **Full-strength** universal restorative for **all classes of cavities**
- Controlled flow for a **perfect adaptation**
- Optimal thixotropy for **easy build-up of anatomical forms**
- Outstanding **gloss retention** in time
- **Superb aesthetics** with 15 shades featuring **excellent blending**

Shade range

15 shades in 3 translucency levels:

- Standard shades: BW (Bleach White), A1, A2, A3, A3.5, A4, B1, B2, B3, C3, CV (Cervical)
- Inside (opaque) shades: AO2, AO3
- Outside (enamel) shades: JE (Junior), AE (Adult)

„A real flowable material for every indication – very good mechanical properties, easy to use, very nice colour and layering technique.“

Dr Zbynek Mach, Czech Republic



Initial Class V cavity



Final result



Initial Class I & II cavities



Final result

Courtesy of Dr Ulf Krueger-Jansen, Germany

Courtesy of Prof Joseph Sabbagh, Lebanon

G-ænial® Flo X

Light-cured radiopaque flowable composite

From creating perfect linings to restoring narrow tunnel preparations: discover the foundation of perfect aesthetics!

Key advantages

- Optimal viscosity for **lining and small cavities**
- Great flowability for a **perfect adaptation** to cavity walls
- **Easy follow-up** thanks to a high radiopacity even at low thickness
- Opaque shades to **mask cavity bottom discolorations**
- Ergonomic syringe design for a **comfortable and precise application**

Shade range

8 shades in 2 translucency levels:

- Standard shades: A1, A2, A3, A3.5, A4, CV (Cervical)
- Inside (opaque) shades: AO2, AO3

„G-ænial Flo X is optimal to use together with G-ænial Posterior for cases with multiple areas of decay. It is an ideal indication, because the high radiopacity helps to detect quickly the emergence of secondary caries.“

Dr Frédéric Raux, France



G-ænial Flo X used for the lining layer

Courtesy of Dr Mark Margolin, Switzerland



G-ænial Flo X used to restore small cavities

Courtesy of Dr Per Nielsen, Switzerland



GRADIA® DIRECT Anterior
GRADIA® DIRECT Posterior
GRADIA® DIRECT X

Light-cured composite restoratives



One shade simplicity and aesthetic invisibility – proven

Key advantages

- **Invisible natural aesthetics** thanks to superb chameleon effect
- **Clinically proven** over more than ten years
- Excellent handling featuring **easy placement & shaping** and a **long working time**
- Optimal for both **single-shade and multi-shade** restorations
- Available in **Anterior and Posterior** versions, as well as **GRADIA DIRECT X** featuring a higher radiopacity

„The predictability, ease of adaptation & sculpting and proven quality of GRADIA DIRECT make it possible to achieve the reliability and aesthetics that my patients expect. “

Dr Michał Szewczyk, Poland

Shade range

GRADIA DIRECT Anterior:

- Standard: XBW (Extra Bleach White), BW (Bleach White), A1, A2, A3, A3.5, A4, B1, B2, B3, C3, CV (Cervical), CVD (Cervical Dark)
- Inside (opaque): AO2, AO3, AO4
- Outside (translucent): DT (Dark), CT (Clear), GT (Gray), NT (Natural), WT (White), CVT (Cervical)

GRADIA DIRECT Posterior:

- Standard: P-A1, P-A2, P-A3, P-A3.5
- Outside (translucent): P-WT (Posterior White), P-NT (Posterior Natural)

GRADIA DIRECT X:

- X-A1, X-A2, X-A3, X-A3.5, X-AO2, X-WT (White Translucent)



Diastema closure with GRADIA DIRECT Anterior

Courtesy of Dr Javier Tapia Guadix, Spain



Hypoplastic enamel on central incisors restored with GRADIA DIRECT Anterior at 9 and 12 years recall

Courtesy of Dr Serhat Köken, Turkey



GRADIA® DIRECT Flo

GRADIA® DIRECT LoFlo

Light-cured flowable composites



Aesthetic hybrid microfilled composites for simple restorations

Key advantages

- Two viscosities to cover **many indications**:
 - GRADIA DIRECT Flo (highly flowable) is optimal for **lining, undercuts or enamel imperfections**
 - GRADIA DIRECT LoFlo (high viscosity flowable) is perfect to achieve a **stable placement without slumping**
- Highly filled composites for **superior strength and wear resistance**
- **Clinically proven** over more than ten years
- Combining **ease of use & natural aesthetics**

Shade range

GRADIA DIRECT Flo & GRADIA DIRECT LoFlo: 7 shades in 2 translucency levels

- Standard shades: BW (Bleach White), A1, A2, A3, A3.5, CV (Cervical)
- Inside (opaque) shade: AO3

„Versatile and effective, GRADIA DIRECT Flo displays an excellent wettability and great ability to fill the smallest gaps, without being too flowable. Its application can thus be fully controlled, both at the cavity bottom (avoiding the risk of voids) and when creating splints or sealing fissures.“

Dr Laurent Viard, France



Initial situation



Preparation



After application of GRADIA DIRECT LoFlo



Recall situation

everX Flow™

Short-fibre reinforced flowable composite for dentin replacement



Strong to the core

The toughest composite substructure to reinforce your restorations

Key advantages

- Optimal to **strengthen large restorations** thanks to the **reinforcing effect of fibres**
- **Excellent fracture toughness** reducing the risk of catastrophic failures
- Perfect thixotropy for an **easy placement & adaptation**
- **No slumping** even in upper molars
- **Quick procedure** when using the Bulk shade (with a layer thickness up to 5,5mm)
- **Excellent aesthetic results** with the Dentin shade (in layers of 2mm)
- Indicated both for **dentin replacement** and for **core build-up** preparations

Shade range

- **Dentin shade**
- **Bulk shade (Translucent)**

„Flowable, easy to use and biomimetic, everX Flow is a unique restorative material able to emulate both dentin and dentino-enamel junction (DEJ) by providing the elasticity and toughness of dentin and the unique stress-breaking property of the DEJ.“

Dr Mark Frater, Hungary



Cavity preparation



Application of everX Flow (Dentin shade)



Final layer with Essentia (Universal shade)



Post-operative situation

GRADIA® CORE

Dual-cure composite for core build-up & post cementation

Complete system for aesthetic core build-up and post luting in only one appointment

Key advantages

- Optimal thixotropy: **flows under pressure** for post luting, **stays in shape** for core build-up without using pre-forms
- **Easy procedure** with limited steps for a one-appointment realisation
- Cutting feeling similar to dentin, for an **easier finishing** and **smooth edges**
- **Strong enough** to resist the occlusal pressure thanks to a 75% filler load
- Modulus of elasticity close to dentin, to **naturally distribute the stress** in the tooth structure
- **Secured adhesion** thanks to a combination of dual-cure and contact-cure

Shade range

- **One universal shade**

„Working with GRADIA CORE is extremely easy as it can be used both to lute posts and to create the core build-up, thereby making the restoration strong & monolithic. It is also time & cost-saving as everything can be done using the same mixing tip! Additionally, the hardness of the set material is very close to that of dentin, therefore it's easy to prep the stump for indirect restorations without creating grooves at the interface between the tooth structure and the core material.“

Dr Rosen Venelinov, Bulgaria



Trial fit of the post



Application of GRADIA CORE Self-Etching Bond



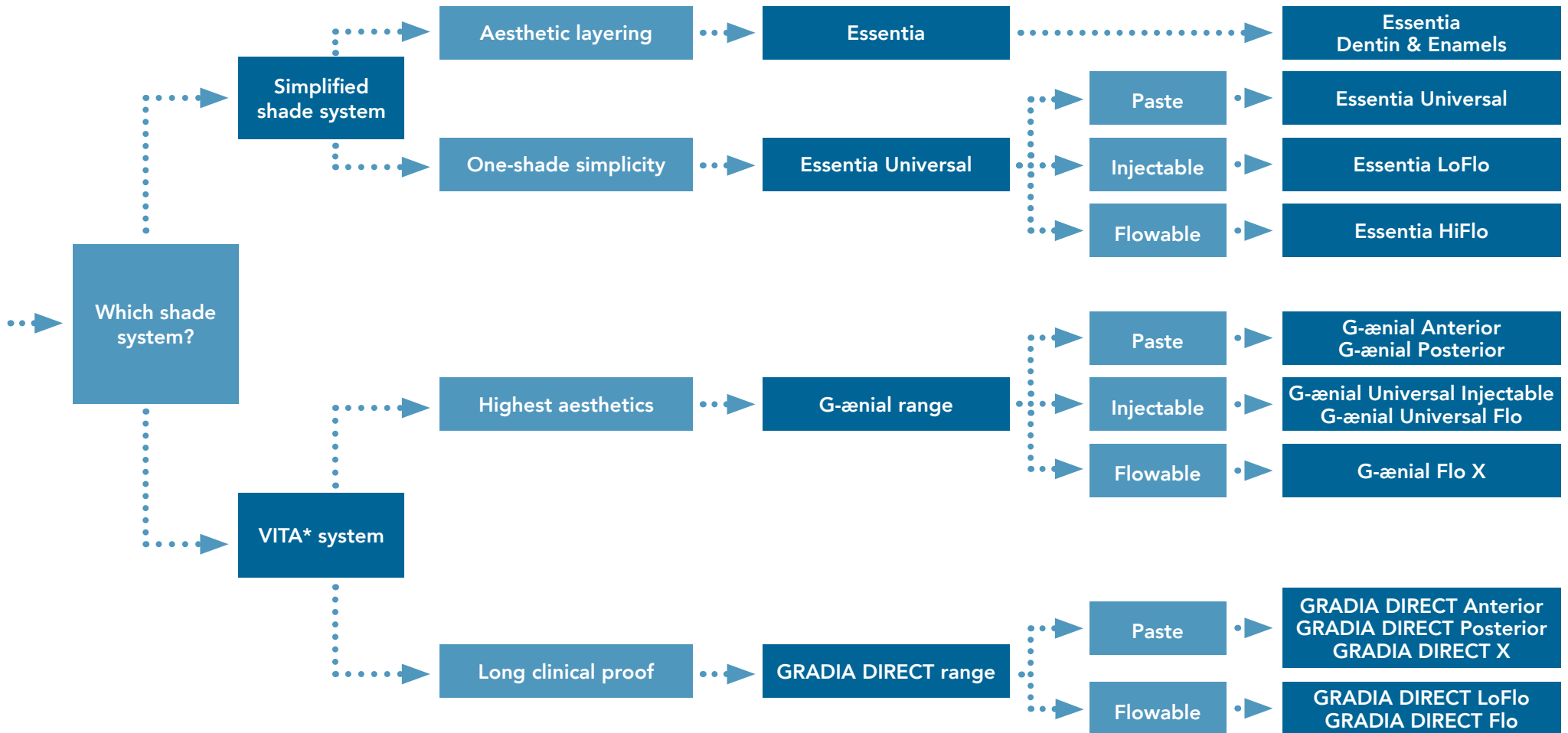
Application of GRADIA CORE in the root canal



Final core build-up preparation

Courtesy of Prof Emmanuel D'Incau, France

The best choice to fit your requirements



*Vita® is a registered trademark of Vita Zahnfabrik, Bad Sackingen, Germany.

		Viscosity	Composition	Main indication	Syringe delivery	Syringe volume	Unitip delivery	Unitip volume	Number of shades	Filler content (%w/w)	Radiopacity	Depth of cure	Working time	Shelf-life
Essentia	Essentia LD, MD, DD	Paste	Micro-HDR hybrid	Universal	✓	2mL	✓	0,16mL	3	76%	142%	1,5-2,0mm	240s	3 years
	Essentia LE, DE, OM	Paste	Ultra-fine hybrid	Universal	✓	2mL	✓	0,16mL	2	81%	291%	2,5mm	220s	3 years
	Essentia U	Paste	Micro-HDR hybrid	Universal	✓	2mL	✓	0,16mL	1	81%	252%	2,5mm	120s	3 years
	Essentia ML	Injectable	Ultra-fine hybrid	Universal	✓	2mL	-	-	1	69%	181%	1mm	70s	3 years
	Essentia LoFlo	Injectable	Ultra-fine hybrid	Universal	✓	2mL	-	-	1	69%	181%	2mm	70s	3 years
	Essentia HiFlo	Flowable	Ultra-fine hybrid	Universal	✓	2mL	-	-	1	69%	303%	2mm	75s	3 years
G-ænial	G-ænial Anterior	Paste	Micro-HDR hybrid	Anterior	✓	2,7mL	✓	0,16mL	22	76%	142%	1,5-3,5mm	240s	3 years
	G-ænial Posterior	Paste	Micro-HDR hybrid	Posterior	✓	2,7mL	✓	0,16mL	6	81%	252%	2,0-3,0mm	120s	3 years
	G-ænial Universal Injectable	Injectable	Ultra-fine hybrid	Universal	✓	1mL	✓	0,16mL	16	69%	252%	1,5-2,5mm	100s	3 years
	G-ænial Universal Flo	Injectable	Ultra-fine hybrid	Universal	✓	2mL	-	-	15	69%	181%	1,5-2,0mm	70s	3 years
	G-ænial Flo X	Flowable	Ultra-fine hybrid	Universal	✓	2mL	-	-	8	69%	303%	1,5-2,0mm	75s	3 years
GRADIA DIRECT	GRADIA DIRECT Anterior	Paste	Micro-hybrid	Anterior	✓	2,7mL	✓	0,16mL	22	73%	51%	1,5-3,5mm	270s	3 years
	GRADIA DIRECT Posterior	Paste	Micro-hybrid	Posterior	✓	2,7mL	✓	0,16mL	6	77%	131%	2,0-3,0mm	150s	3 years
	GRADIA DIRECT X	Paste	Micro-hybrid	Posterior	✓	2,7mL	✓	0,16mL	6	77%	214%	2,0-3,5mm	150s	3 years
	GRADIA DIRECT LoFlo	Flowable	HDR-hybrid	Universal	✓	0,8mL	-	-	7	63%	130%	1,5-2,0mm	70s	3 years
	GRADIA DIRECT Flo	Flowable	HDR-hybrid	Universal	✓	0,8mL	-	-	7	67%	185%	1,5-2,0mm	70s	3 years
everX	everX Flow	Flowable	Fibre-reinforced	Universal	✓	2mL	✓	0,16mL	2	70%	223%	2,0-5,5mm	90s	3 years
	everX Posterior	Paste	Fibre-reinforced	Posterior	-	-	✓	0,13mL	1	77%	290%	4mm	90s	2 years



There's
so much
more
to discover!

GC's Bonding Agents & Related Products

- D-Light Pro
- G-Premio BOND
- G-æniel Bond
- G-BOND
- everStick
- NEW METAL STRIPS
- EPITEX
- DIAPOLISHER PASTE
- GC Modeling Liquid

D-Light® Pro

Dual wavelength LED curing light



Cure. Protect. Detect...

See the invisible with D-Light Pro's Detection Mode

Key advantages

- Wide emission range to **efficiently polymerise all materials**, regardless of the initiator
- High Power mode to have **the highest curing efficiency** for all routine cases
- Low Power mode optimal to **limit heat generation** when close to the pulp
- Detection mode based on violet light to **visualise active plaque, micro-leakage, old restorations...**
- **Effortless handling & maximum comfort** thanks to a light and thin handpiece
- Autoclavable handpiece & light-guide for **optimal hygiene**

Technical characteristics

Wavelength range

- Peaks at 400-405nm & 460-465nm
- Polymerisation of visible light curing materials curing with a wavelength range of 400 to 480nm

Power output

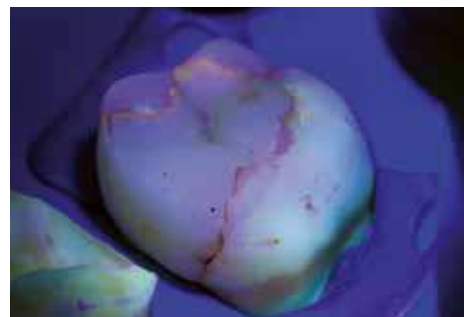
- High Power mode: 1400mW/cm²
- Low Power mode: 700mW/cm²

„The additional visual information you get while using the Detection mode of D-Light Pro during examination, caries excavation, composite removal and even composite reconstruction is a valuable bonus to the curing modes.“

Dr Stephane Browet, Belgium



Detection of active plaque



Detection of micro-leakage



Detection of fluorescent restorations



Crack evaluation

Courtesy of Dr Javier Tapia Guadix, Spain

GC G-Premio BOND

One-component light-cured universal adhesive

Discover GC's universal bonding agent: zero compromises on performance – zero compromises on manipulation

Key advantages

- Compatible with **all etching techniques** (self-etch, selective etch or total-etch)
- Indicated for direct bonding, but also for **hypersensitivity treatment & repair cases**
- **Optimal performance on different substrates** thanks to 3 functional monomers (4-MET, MDP & MDTP)
- Extremely thin film thickness (3µm) for very **low chances of discoloration**
- **No post-operative sensitivity** thanks to an excellent penetration into dentinal tubules
- Very **easy procedure** with low technique sensitivity
- **No waste** thanks to a long working time and a thin nozzle delivering up to 300 drops per bottle

Delivery modes

- Bottle
- Unit Dose

„Predictable bonding to dental substrates has long been an onerous and technique-sensitive task. G-Premio BOND has eliminated these issues for all direct and indirect procedures. It truly is a fantastic material.“
Dr Serhat Köken, Turkey



Selective etching of enamel



Dispensing of G-Premio BOND



Application of G-Premio BOND



Invisible bonding layer

Courtesy of Dr Serhat Köken, Turkey

GC G-ænial® Bond

One-component self-etching light-cured adhesive



Key advantages

- Compatible with both **self-etch** and **selective etch** techniques
- **Long-lasting bond strength** to both **enamel & dentin**
- Excellent **marginal integrity** in time, proven in independent tests
- **No post-operative sensitivity** as dentin is not etched

Delivery

- Bottle



Optional selective enamel etching



Application of G-ænial Bond

Courtesy of Dr Stanisław Lassociński, Poland

GC G-BOND

One-component self-etching light-cured adhesive



Key advantages

- **True one-bottle system** with a one-step application
- Very **easy & fast procedure** with low technique sensitivity
- Extensive clinical proof showing **superior performance in time**
- Mild etching effect & HEMA-free composition for the **best durability**

Delivery

- Bottle
- Unit Dose



Application in self-etching mode



Final restorations

Courtesy of Dr Javier Tapia Guadix, Spain

Minimally invasive & patient-friendly fibre reinforcement solutions for daily dentistry



Key advantages

- **Minimally invasive** and **reversible** solutions, leaving **all options open** for future treatments
- **Extensive clinical proof** & in vitro research available
- Superior **mechanical properties**
- **Unique patented bonding** with IPN (Interpenetrating Polymer Network) technology
- **Economical alternative** to indirect treatments

Indications

- Fibre-reinforced composite **bridges**
- Advanced root canal **post & core** structures
- **Splints** of mobile and traumatised teeth
- Orthodontic **retainers**

„I hear dentists say that working with fibres is difficult. They probably never tried everStick... It's instant, easy to handle, extremely durable under load and enables to treat patients in a minimally invasive way. What else can you ask for?“

Dr Rudolf Novotny, Slovakia



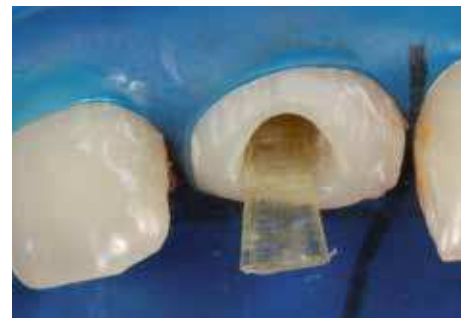
Direct fibre-reinforced bridge with everStickC&B

Courtesy of Prof Marleen Peumans, Belgium



Placement of an everStickPERIO fibre splint

Courtesy of Dr Javier Tapia Guadix, Spain



everStickPOST custom-made post

Courtesy of Dr Anja Baraba, Croatia



Trauma splint with everStickNET

Courtesy of Dr Rudolf Novotny, Slovakia

NEW METAL STRIPS

Interproximal finishing strips



Key advantages

- Very **thin, flexible & resistant** material
- **Autoclavable** & easy to clean
- **4 different grits** (Extra Coarse, Coarse, Medium, Fine)

EPITEX

Finishing & polishing strips



Key advantages

- Very **thin, flexible & resistant** material
- **Handy dispensing** system
- **4 different grits** (Coarse, Medium, Fine, Extra Fine) & **matrix strips**



Using EPITEX (Medium Grit) to finish the interproximal areas



Courtesy of Dr Javier Tapia Guadix, Spain

DIAPOLISHER PASTE

Diamond polishing paste for composite & porcelain

Key advantages

- Optimal to quickly achieve **final high luster**
- Effective in **avoiding plaque attachment and discolorations**
- **Easy to wash** away with water
- Nice minty flavor for **patient comfort**



GC Modeling Liquid

Liquid to model composite materials for direct restorations

Key advantages

- Simplifies the **application & shaping** of direct composites
- Provides a **smoother aspect to the last layer**
- **Invisible** to achieve the best aesthetic results



Applying Essentia composite using a brush wetted with GC Modeling Liquid



Courtesy of Dr Javier Tapia Guadix, Spain & Prof Marleen Peumans, Belgium

Fuji II LC	
900018	GC Fuji II, LC Improved, 3-2 Pack (3 x 15g Powder: A2, A3, B3, 2 x (8g) 6.8ml Liquid)
000195	GC Fuji II, LC Improved, 15g Powder, A1
000196	GC Fuji II, LC Improved, 15g Powder, A2
000197	GC Fuji II, LC Improved, 15g Powder, A3
000198	GC Fuji II, LC Improved, 15g Powder, A3.5
000199	GC Fuji II, LC Improved, 15g Powder, A4
000200	GC Fuji II, LC Improved, 15g Powder, B2
000201	GC Fuji II, LC Improved, 15g Powder, B3
000202	GC Fuji II, LC Improved, 15g Powder, B4
000203	GC Fuji II, LC Improved, 15g Powder, C2
000204	GC Fuji II, LC Improved, 15g Powder, C4
000205	GC Fuji II, LC Improved, 15g Powder, D2
000206	GC Fuji II, LC Improved, 6.8ml (8g) Liquid
000137	GC Fuji II, LC Improved, 50 Capsules, Assortment (10 each of A4, B2, B3, C2, 5 each of B4, D2)
000138	GC Fuji II, LC Improved, 50 Capsules, A1
000139	GC Fuji II, LC Improved, 50 Capsules, A2
000140	GC Fuji II, LC Improved, 50 Capsules, A3
000141	GC Fuji II, LC Improved, 50 Capsules, A3.5
000142	GC Fuji II, LC Improved, 50 Capsules, A4
000143	GC Fuji II, LC Improved, 50 Capsules, B2
000144	GC Fuji II, LC Improved, 50 Capsules, B3
000145	GC Fuji II, LC Improved, 50 Capsules, B4
000146	GC Fuji II, LC Improved, 50 Capsules, C2
000147	GC Fuji II, LC Improved, 50 Capsules, C4
000148	GC Fuji II, LC Improved, 50 Capsules, D2

Fuji TRIAGE	
002490	GC Fuji TRIAGE, P/L Pink (15g Powder, 8ml (10g) Liquid, 5.7ml (6g)) + Dentin Conditioner
002491	GC Fuji TRIAGE, P/L White (15g Powder, 8ml (10g) Liquid, 5.7ml (6g)) + Dentin Conditioner
002495	GC Fuji TRIAGE, 50 Capsules, Pink
002496	GC Fuji TRIAGE, 50 Capsules, White

Fuji IX GP	
000153	GC Fuji IX, GP P/L Intro Package A3, 1-1 Pack (15g Powder, 6.4ml (8g) Liquid)
800002	GC Fuji IX, GP P/L, 3-2 Pack (3 x 15g Powder: A2, A3, B3, 2 x 6.4ml Liquid)
000158	GC Fuji IX GP, 15g Powder, A2
000159	GC Fuji IX GP, 15g Powder, A3
000160	GC Fuji IX GP, 15g Powder, A3.5
000161	GC Fuji IX GP, 15g Powder, B2
000162	GC Fuji IX GP, 15g Powder, B3
000163	GC Fuji IX GP, 15g Powder, C4
000164	GC Fuji IX GP, 6.4ml (8g) Liquid
000166	GC Fuji IX GP, 50 Capsules, A2
000167	GC Fuji IX GP, 50 Capsules, A3
000168	GC Fuji IX GP, 50 Capsules, A3.5
000169	GC Fuji IX GP, 50 Capsules, B2
000170	GC Fuji IX GP, 50 Capsules, B3
000171	GC Fuji IX GP, 50 Capsules, C4

Fuji IX GP FAST	
002022	GC Fuji IX GP FAST, 50 Capsules, A1
000212	GC Fuji IX GP FAST, 50 Capsules, A2
000213	GC Fuji IX GP FAST, 50 Capsules, A3
000214	GC Fuji IX GP FAST, 50 Capsules, A3.5
000215	GC Fuji IX GP FAST, 50 Capsules, B2
000216	GC Fuji IX GP FAST, 50 Capsules, B3
000217	GC Fuji IX GP FAST, 50 Capsules, C4

Fuji IX GP EXTRA	
002533	GC Fuji IX GP EXTRA, 50 Capsules, Assorted (10 each of A2, A3, A3.5, B1, B3)
002534	GC Fuji IX GP EXTRA, 50 Capsules, A1
002535	GC Fuji IX GP EXTRA, 50 Capsules, A2
002536	GC Fuji IX GP EXTRA, 50 Capsules, A3
002537	GC Fuji IX GP EXTRA, 50 Capsules, A3.5
002538	GC Fuji IX GP EXTRA, 50 Capsules, B1
002539	GC Fuji IX GP EXTRA, 50 Capsules, B2
002540	GC Fuji IX GP EXTRA, 50 Capsules, B3
002541	GC Fuji IX GP EXTRA, 50 Capsules, C4
005074	GC Fuji IX GP EXTRA, 1-1 Pack, A2 (15g Powder, 6.4ml Liquid)
005075	GC Fuji IX GP EXTRA, 1-1 Pack, A3 (15g Powder, 6.4ml Liquid)
005078	GC Fuji IX GP EXTRA, Powder 15g, A1
005079	GC Fuji IX GP EXTRA, Powder 15g, A2
005080	GC Fuji IX GP EXTRA, Powder 15g, A3
005081	GC Fuji IX GP EXTRA, Powder 15g, A3.5
005082	GC Fuji IX GP EXTRA, Powder 15g, B1
005083	GC Fuji IX GP EXTRA, Powder 15g, B2
005084	GC Fuji IX GP EXTRA, Powder 15g, B3
005085	GC Fuji IX GP EXTRA, Powder 15g, C4
005072	GC Fuji IX GP EXTRA, Liquid 15g / 6.4ml (8g)

Fuji VIII GP	
001870	GC Fuji VIII GP, P/L 1-1 Pack, A2 (15g Powder, 6.8ml (8g) Liquid)
001871	GC Fuji VIII GP, P/L 1-1 Pack, A3 (15g Powder, 6.8ml (8g) Liquid)
001872	GC Fuji VIII GP, P/L 1-1 Pack, A3.5 (15g Powder, 6.8ml (8g) Liquid)
001873	GC Fuji VIII GP, P/L 1-1 Pack, B2 (15g Powder, 6.8ml (8g) Liquid)
001874	GC Fuji VIII GP, P/L 1-1 Pack, B3 (15g Powder, 6.8ml (8g) Liquid)
001875	GC Fuji VIII GP, P/L 1-1 Pack, C4 (15g Powder, 6.8ml (8g) Liquid)
001882	GC Fuji VIII GP, 6.8ml (8g) Liquid
001869	GC Fuji VIII GP, 50 Capsules, Assortment (10 each of A2, A3, A3.5, B2, B3, C4)
001863	GC Fuji VIII GP, 50 Capsules, A2
001864	GC Fuji VIII GP, 50 Capsules, A3
001865	GC Fuji VIII GP, 50 Capsules, A3.5
001866	GC Fuji VIII GP, 50 Capsules, B2
001867	GC Fuji VIII GP, 50 Capsules, B3
001868	GC Fuji VIII GP, 50 Capsules, C4

Accessories	
000110	GC CAVITY CONDITIONER, 6g (5.7ml) Liquid
000120	GC DENTIN CONDITIONER, 25g (23.8ml) Liquid
000221	GC Fuji PLUS, 6.5ml (7g) Conditioner
002583	GC G-COAT PLUS, 4ml, Starter Kit
000026	GC Fuji VARNISH, 10.4ml (10g) Bottle
000176	GC Fuji COAT LC, 5.2ml (5g) Liquid
800120	GC CAPSULE Applier III, (1)
002559	GC CAPSULE Applier IV, (1)
000387	GC COCOA BUTTER, Tube of 10g

EQUIA Forte HT	
901574	GC EQUIA Forte HT, Intro Pack, 20 capsules A2 + 20 Unitdoses of EQUIA Forte Coat
901575	GC EQUIA Forte HT, Intro Pack, 20 capsules A3 + 20 Unitdoses of EQUIA Forte Coat
901576	GC EQUIA Forte HT, Intro Pack, 20 capsules B2 + 20 Unitdoses of EQUIA Forte Coat
901577	GC EQUIA Forte HT, Promo Pack, 100 capsules A2 + 1 bottle EQUIA Forte Coat 4mL
901578	GC EQUIA Forte HT, Promo Pack, 2x50 capsules A2-A3 + 1 bottle EQUIA Forte Coat 4mL
901579	GC EQUIA Forte HT, Promo Pack, 100 capsules A3 + 1 bottle EQUIA Forte Coat 4mL
901580	GC EQUIA Forte HT, Promo Pack, 2x50 capsules A3-B2 + 1 bottle EQUIA Forte Coat 4mL
901581	GC EQUIA Forte HT, Clinic Pack, 200 capsules A2 + 1 bottle EQUIA Forte Coat 4mL
901582	GC EQUIA Forte HT, Clinic Pack, 200 capsules A3 + 1 bottle EQUIA Forte Coat 4mL
901583	GC EQUIA Forte HT, Clinic Pack, 200 capsules B2 + 1 bottle EQUIA Forte Coat 4mL
901584	GC EQUIA Forte HT, Refill Pack, 50 capsules A1
901585	GC EQUIA Forte HT, Refill Pack, 50 capsules A2
901586	GC EQUIA Forte HT, Refill Pack, 50 capsules A3
901587	GC EQUIA Forte HT, Refill Pack, 50 capsules A3.5
901588	GC EQUIA Forte HT, Refill Pack, 50 capsules B1
901589	GC EQUIA Forte HT, Refill Pack, 50 capsules B2
901590	GC EQUIA Forte HT, Refill Pack, 50 capsules B3
901591	GC EQUIA Forte HT, Refill Pack, 50 capsules C4
901592	GC EQUIA Forte HT, Refill Assorted Pack (10 capsules each of A2, A3, A3.5, B1, B3)
901593	GC EQUIA Forte FlipCap Coat, 4mL bottle
900959	GC EQUIA Forte Coat, 50 Unitdoses

EQUIA	
900603	GC EQUIA, Intro Pack, 50 Capsules, Assorted (10 each of A2, A3, A3.5, B1, B3) + EQUIA Coat 4mL
900555	GC EQUIA, Intro Pack, 50 Capsules, A2 + 1 Bottle EQUIA Coat 4mL
900556	GC EQUIA, Intro Pack, 50 Capsules, A3 + 1 Bottle EQUIA Coat 4mL
900559	GC EQUIA, Intro Pack, 50 Capsules, B2 + 1 Bottle EQUIA Coat 4mL
900661	GC EQUIA, Intro Pack, 50 Capsules, SW + 1 Bottle EQUIA Coat 4mL
900564	GC EQUIA, Promo Pack, 100 Capsules, A2 + 1 Bottle EQUIA Coat 4mL
900565	GC EQUIA, Promo Pack, 2 x 50 Capsules, A2 - A3 + 1 Bottle EQUIA Coat 4mL
900566	GC EQUIA, Promo Pack, 100 Capsules, A3 + 1 Bottle EQUIA Coat 4mL
900569	GC EQUIA, Promo Pack, 2 x 50 Capsules, B2 - A3 + 1 Bottle EQUIA Coat 4mL
900662	GC EQUIA, Promo Pack, SW + 1 Bottle EQUIA Coat 4mL
900857	GC EQUIA, Clinic Pack, 250 Capsules, A2 + 1 Bottle EQUIA Coat 6mL
900858	GC EQUIA, Clinic Pack, 250 Capsules, A3 + 1 Bottle EQUIA Coat 6mL
900859	GC EQUIA, Clinic Pack, 250 Capsules, B2 + 1 Bottle EQUIA Coat 6mL
004259	GC EQUIA Fil, Assorted Package, 50 Capsules (10 each of A2, A3, A3.5, B1, B3)
004260	GC EQUIA Fil, Single Shade Pack, 50 Capsules, A1
004261	GC EQUIA Fil, Single Shade Pack, 50 Capsules, A2
004262	GC EQUIA Fil, Single Shade Pack, 50 Capsules, A3
004263	GC EQUIA Fil, Single Shade Pack, 50 Capsules, A3.5
004264	GC EQUIA Fil, Single Shade Pack, 50 Capsules, B1
004265	GC EQUIA Fil, Single Shade Pack, 50 Capsules, B2
004266	GC EQUIA Fil, Single Shade Pack, 50 Capsules, B3
004267	GC EQUIA Fil, Single Shade Pack, 50 Capsules, C4
004738	GC EQUIA Fil, Single Shade Pack, 50 Capsules, SW
004268	GC EQUIA Coat, 4mL bottle

D-Light Pro	
901412	GC D-Light Pro Kit (Handpiece sleeve & electronic module, light-guide 8mm, battery packs x2, charging station, power supply, EU/UK adapters, hard eye-protection shield, soft eye-protection shields x3)
901413	D-Light Pro handpiece sleeve
901414	D-Light Pro battery pack
901415	D-Light Pro charging station
901416	D-Light Pro power supply & EU/UK adapters
901417	D-Light Pro hard eye-protection shield
900759	D-Light Pro high-strength light-guide 8mm
890380	D-Light Pro soft eye-protection shields (x10)

G-Premio BOND	
012687	GC G-Premio BOND Kit, 5mL Bottle + accessories
012688	G-Premio BOND 3-Bottle Pack, 5mL x3
012694	GC G-Premio BOND Bottle Refill, 5mL
009034	GC G-Premio BOND Unit Dose x50 pieces

G-aenial Bond	
011942	GC G-aenial Bond Kit, 5mL Bottle + accessories
011944	GC G-aenial Bond 3-Bottle Pack, 5mL x3
011947	GC G-aenial Bond Bottle Refill, 5mL

G-BOND	
002277	GC G-BOND Starter Kit, 5mL Bottle + accessories
002302	GC G-BOND Starter Kit, Unit Dose x50 pieces

everStick	
900819	GC everStick Starter Kit (8cm everStickC&B, 8cm everStickPERIO, 30cm² everStickNET, everStickPOST Ø1.2 x5, StickRESIN 5mL Bottle, G-aenial Universal Flo 2mL syringe, StickREFIX D, StickSTEPPER, StickCARRIER)
900835	GC everStick Intro Kit (8cm everStickC&B; 8cm everStickPERIO; StickREFIX D)
900836	GC everStick, COMBI Kit (8cm everStickC&B; 8cm everStickPERIO; 30cm² everStickNET; everStickPOST Ø1.2 x5, StickSTEPPER, StickREFIX D)

900833	GC everStickC&B, 2x12cm Refill
900834	GC everStickC&B, 1x8cm Refill
900818	GC everStickNET, 1x30cm² Refill
900822	GC everStickPERIO, 2x12cm Refill
900832	GC everStickPERIO, 1x8cm Refill
900831	GC everStickORTHO, 2x12cm Refill
900827	GC everStick POST Intro (posts Ø0.9 x5, posts Ø1.2 x5, posts Ø1.5 x5, StickRESIN 5mL Bottle
900828	GC everStick POST, posts Ø0.9 Refill x10
900829	GC everStick POST, posts Ø1.2 Refill x10
900830	GC everStick POST, posts Ø1.5 Refill x10
900824	GC StickREFIX L (3+3 silicone instruments)
900825	GC Stick Stepper
900826	GC Stick Carrier
900823	GC StickRESIN, 5mL Bottle

NEW METAL STRIPS	
000267	GC Metal Strips, Assortment (All Grains), 12 x 1
000251	GC METAL STRIPS, Red Mesh (Rough Preparation), (4 x 3) x N° 200 Assortment
000255	GC METAL STRIPS, Blue Mesh (Preparation), (4 x 3) x N° 300 Assortment
000259	GC METAL STRIPS, Green Mesh (Finishing), (4 x 3) x N° 600 Assortment
000263	GC METAL STRIPS, Yellow Mesh (Polishing), (4 x 3) x N° 1000 Assortment
000268	GC METAL STRIPS, Red Mesh (Rough Preparation), 12 x N° 200
000269	GC METAL STRIPS, Blue Mesh (Preparation), 12 x N° 300
000270	GC METAL STRIPS, Green Mesh (Finishing), 12 x N° 600
000271	GC METAL STRIPS, Yellow Mesh (Polishing), 12 x N° 1000

EPITEX	
000404	GC EPITEX Starter Kit, Stand with Dispenser of each Grain
000409	GC EPITEX Refill, 10m, Translucent Matrix
000405	GC EPITEX Refill, 10m, Coarse (blue)
000407	GC EPITEX Refill, 10m, Medium (green)
000406	GC EPITEX Refill, 10m, Fine (grey)
000408	GC EPITEX Refill, 10m, X-Fine (pink)

DIAPOLISHER PASTE	
004415	GC DIAPOLISHER PASTE

Modeling Liquid	
012243	GC Modeling Liquid Refill, Bottle 6mL
900743	GC Composite Modeling Kit (Modeling Liquid 6mL, Gradia Brush Holder x2, Gradia Brush Flat x5, Gradia Brush Round x5, Mixing pads x1)



GC EUROPE N.V.

Head Office
Researchpark
Haasrode-Leuven 1240
Interleuvenlaan 33
B-3001 Leuven
Tel. +32.16.74.10.00
Fax. +32.16.40.48.32
info.gce@gc.dental
<http://www.gceurope.com>

GC UNITED KINGDOM Ltd.

Coopers Court
Newport Pagnell
UK-Bucks. MK16 8JS
Tel. +44.1908.218.999
Fax. +44.1908.218.900
info.uk@gc.dental
<http://uk.gceurope.com>



'GC'